

HIGH STRENGTH & SAFETY

Double locking mechanism

INSTRUMENT-FREE

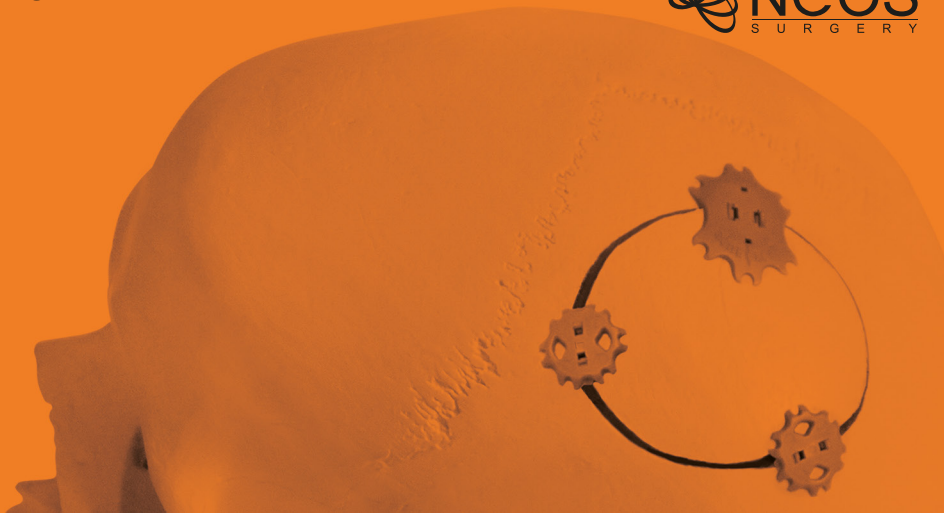
Fast & Easy implantation

CT/MRI ARTIFACT-FREE

100% PEEK-OPTIMA®

MINIMAL PROFILE

Guaranteed by 3D adaptation



CRANIAL Loop (XL)™
BURR HOLE



REF: FC050200

- Burr hole device
- 22 mm diameter
- Profile: 0.9 mm

CRANIAL Loop (L)™



REF: FC050100

- Osteotomy line device
- 16 mm diameter
- Profile: 1 mm

CRANIAL Loop™
2nd GENERATION
ENHANCED STRENGTH



REF: FC050000

- Osteotomy line device
- 12 mm diameter
- Profile: 1 mm



Cranial LOOP was awarded the MDEA Gold distinction (NYC-USA)

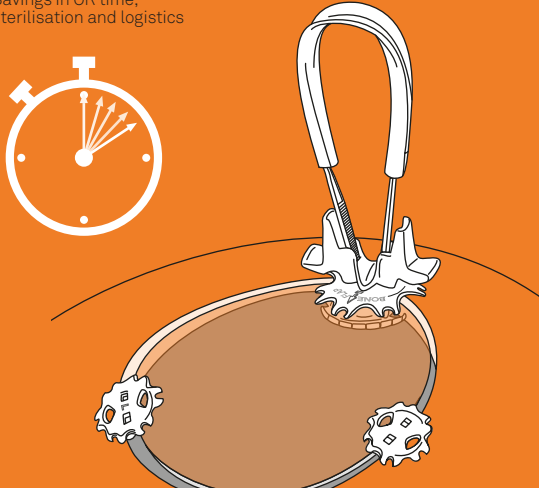
CLINICAL AND FUNCTIONAL STUDIES

Van Loock, K. et al. "Cranial Bone Flap fixation using a New Device (Cranial Loop™)", *Minim Invas Neurosurg* 2011; 54:119-124

Vilana, X. et al. "Comparison between PEEK and Titanium cranial fixation devices", *Proceedings of the 24th European Conference on Biomaterials* (September 2011, Dublin, Ireland).

INSTRUMENT-FREE

Savings in OR time, sterilisation and logistics

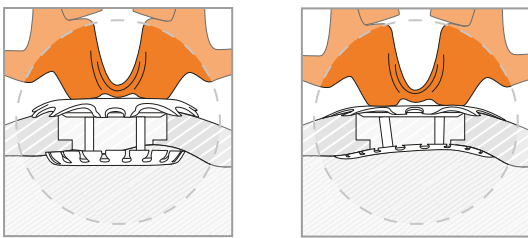


GENERAL INFORMATION

- Supplied ready to use: sterile, no instrument tray needed.
- Artifact-free in X-Ray, CT scan and MRI.
- Reduced risk of soft tissue damage due to the smart design and less aggressive material: PEEK-OPTIMA®.
- Can be used for bone thicknesses between 1.5 and 24 mm.
- Optimal for radiotherapy (less than 1% attenuation).
- Easy to remove using standard Neurosurgery forceps or rongeurs.
- PEEK-OPTIMA® polymer is certified for implantation under ISO 10993 standards and US FDA Drug & DMF.
- CE-mark and FDA clearance.

NEOS SURGERY and Cranial LOOP are trademarks of NEOS SURGERY S.L.
PEEK OPTIMA® is a registered trademark of Invivo Ltd.
Cranial LOOP is patented.

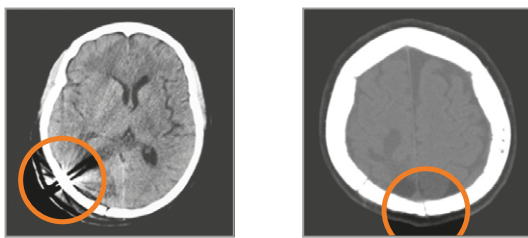
MINIMAL PROFILE



Before tightening

After tightening

CT/MRI ARTIFACT-FREE



Artifacts due to titanium device

Cranial LOOP artifact-free image

REINVENTING CRANIAL FIXATIONS

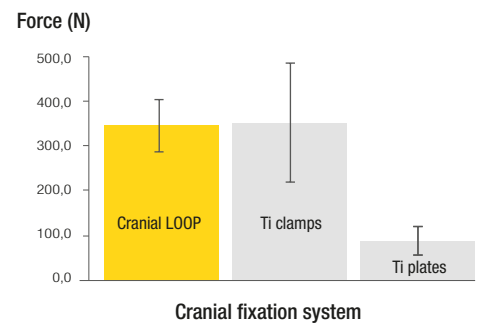
The **Cranial LOOP** family of cranial fixation devices are a smart system for securely fixing bone flaps resulting from **craniotomies**.

A **fast and easy** 'Pull and tighten' action allows the **surgeon to control and feel the fixation**. A standard bone flap with **three Cranial LOOP devices** can be fixed in **less than a minute**.

The different members of the **Cranial LOOP** family produce **equivalent fixation strengths** to those of other standard metallic **NON-instrument-free** fixation devices.

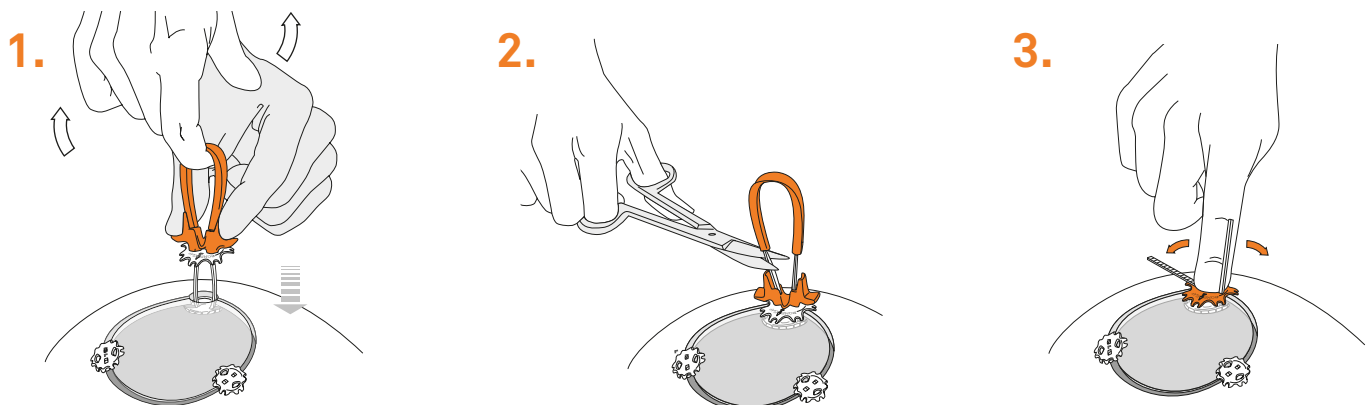
FORCE REQUIRED TO SINK THE BONE FLAP 2 mm

NEOS Surgery's data, based on the testing methodology by Dr. Lerch (Neurosurgery. 1999; 44 (4): 902-5)



The Cranial LOOP family offers the safety of microplates and screws concerning brain tissue damage, combined with the ease of use and strength of clamping systems.

FAST & EASY



Distributed by:

Manufactured by:



NEOS SURGERY S.L.
www.neosurgery.com

C/Ceramistes, 2
08290 Cerdanyola del Vallès
(BARCELONA) - SPAIN

P. Mikeletegi, 2
20009 San Sebastián
(GUIPÚZCOA) - SPAIN